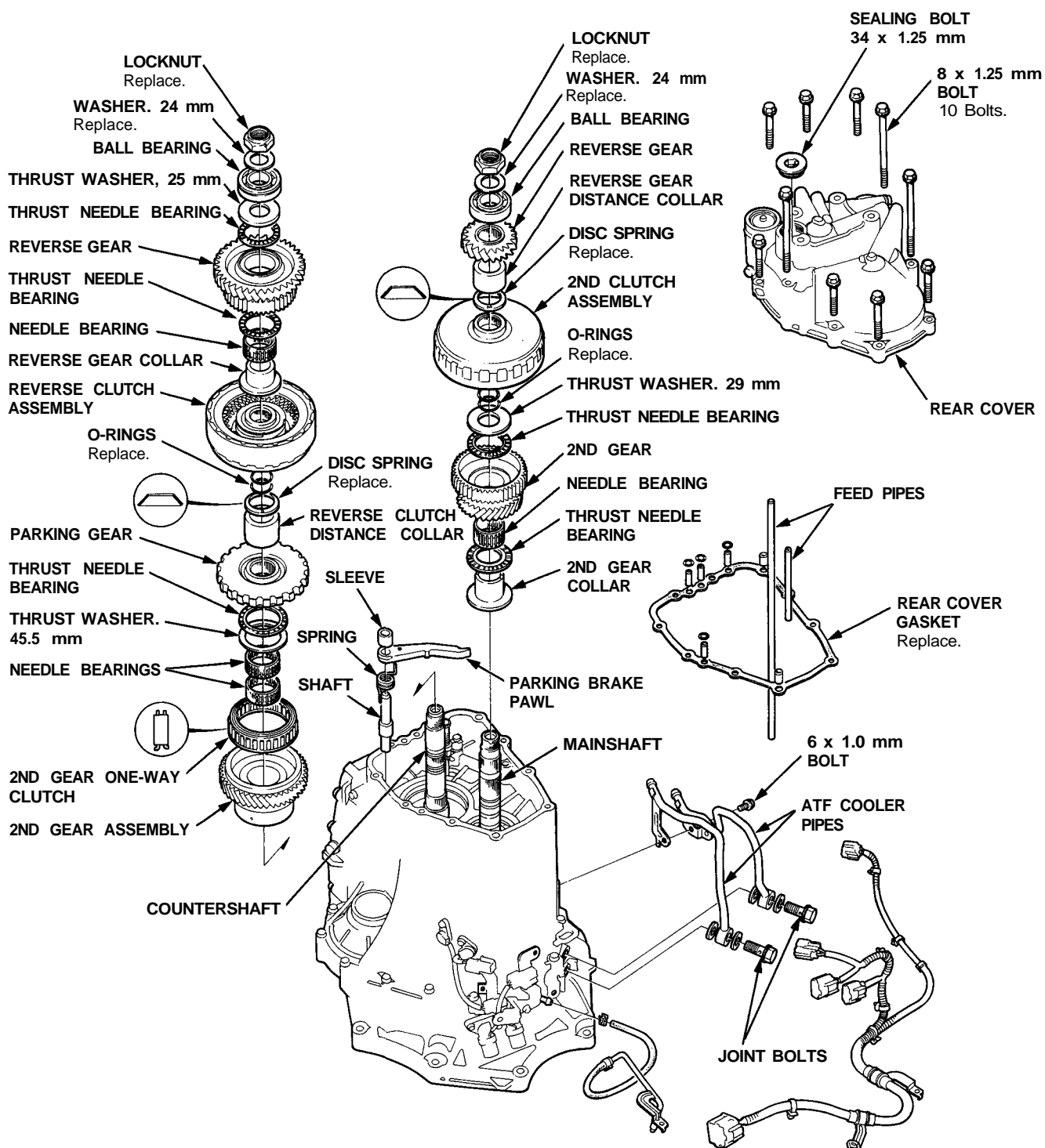


Rear Cover

Removal

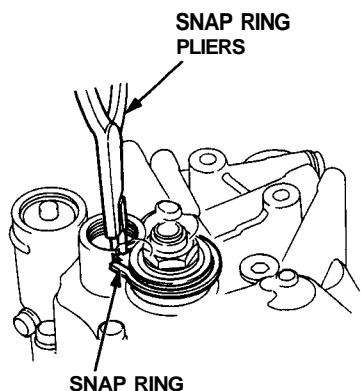




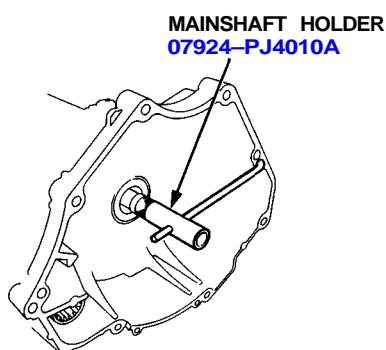
NOTE:

- Clean all parts thoroughly in solvent or carburetor cleaner and dry with compressed air.
- Blow out all passages.
- When removing the rear cover, replace the following:
 - O-rings
 - Rear cover gasket
 - Sealing washers
 - Each shaft locknut, washer, 24 mm and disc spring

1. Remove the bolt securing the ATF cooler pipes to the transmission housing and the joint bolts then remove the ATF cooler pipes.
2. Remove the 34 x 1.25 mm sealing bolt from the rear cover and ten bolts securing the rear cover.
3. Using snap ring pliers, expand the snap ring on the countershaft ball bearing and remove the rear cover.



4. Remove the two feed pipes from the transmission housing.
5. Slip the special tool onto the mainshaft.

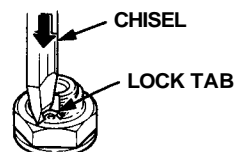


6. Engage the parking brake pawl with the parking gear.
7. Cut the lock tabs of each shaft locknut using a chisel as shown, then remove the locknuts from each shaft.

CAUTION: Always wear safety glasses.

NOTE:

- Countershaft locknut has left-hand threads.
- Keep all of the chiseled particles out of the transmission.



8. Remove the special tool from the mainshaft after removing the locknuts.
9. Remove the 24 mm washer, ball bearing, 25 mm thrust washer, thrust needle bearing, reverse gear, thrust needle bearing, needle bearing, reverse gear collar, reverse clutch assembly, countershaft disc spring and reverse clutch distance collar from the countershaft.
10. Remove the 24 mm washer, ball bearing, reverse gear, reverse gear distance collar, mainshaft disc spring and 2nd clutch assembly from the mainshaft.
11. Remove the parking brake pawl shaft sleeve, pawl, spring, and shaft from the housing.
12. Remove the parking gear from the countershaft, and the 29 mm thrust washer, thrust needle bearing and 2nd gear from the mainshaft together.
13. Remove the thrust needle bearing, 45.5 mm thrust washer, needle bearing, 2nd gear one-way clutch and 2nd gear assembly from the countershaft.
14. Remove the needle bearing, thrust needle bearing and 2nd gear collar from the mainshaft.